

# ROG-STRIX-RTX3080-O10G-GUNDAM

(CG132BS3)

Repair Guide

## Model List

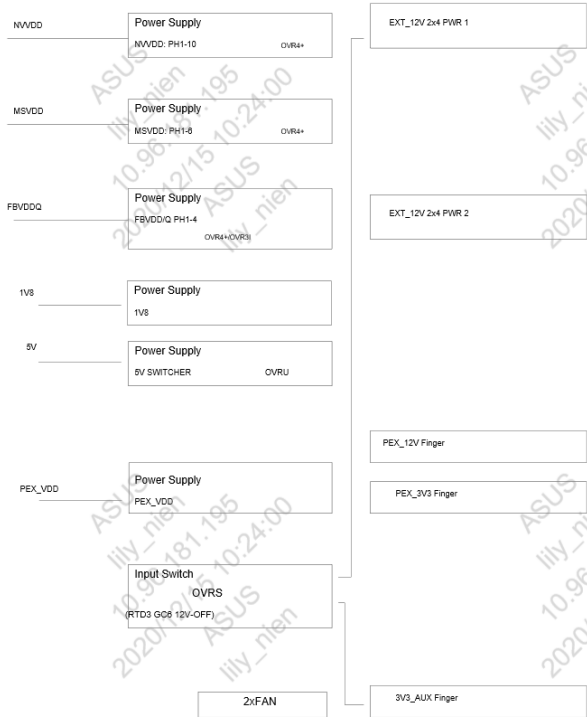
Model name	60PN	GPU	Date
ROG-STRIX-RTX3080-O10G-GUNDAM	YV0FA3	CG132BS3	2021/1/20

## STANDARD APPEARANCE

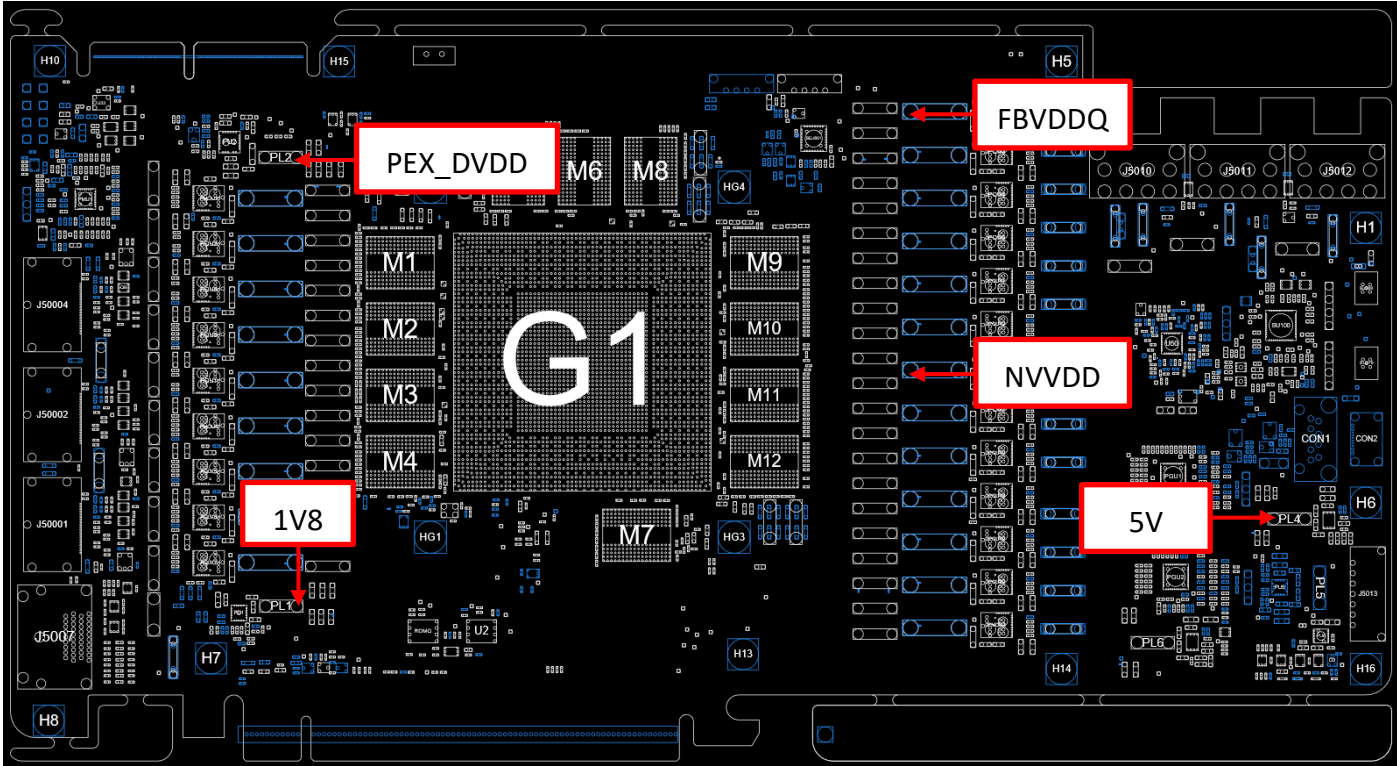
ROG-STRIX-RTX3080-O10G-GUNDAM



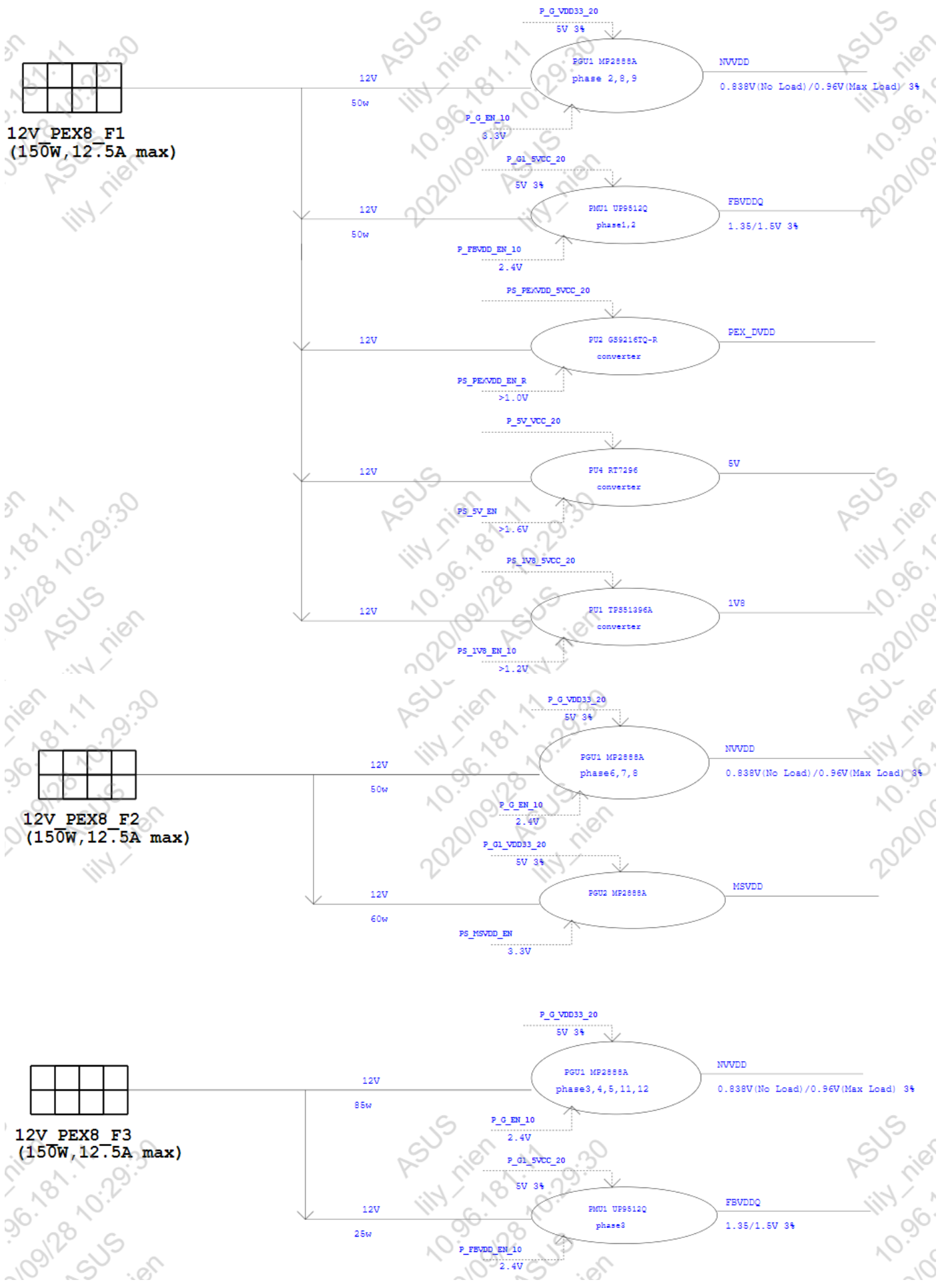
# BLOCK DIAGRAM

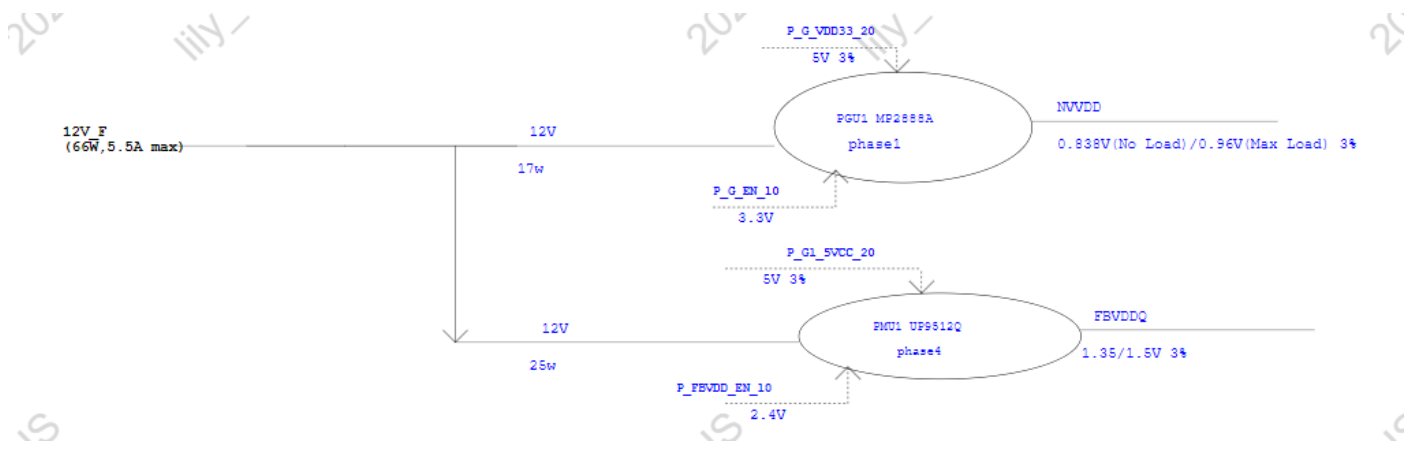


# VOLTAGE MEASURE POINT

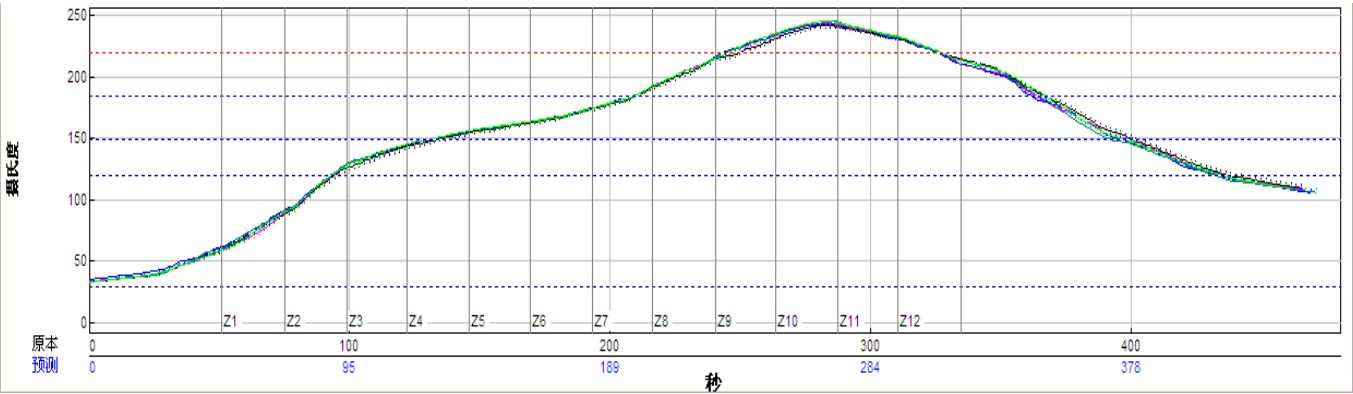


# POWER FLOW





# BGA REFLOW PROFILE



TCs	温度最高上升斜率		温度最高下降斜率		预热 30至120°C		恒温时间 150至185°C		回流时间 /220°C		温度
<TC2>	1.63	9%	-1.22	78%	92.86	10%	76.54	-45%	83.17	84%	244.90
<TC3>	1.51	1%	-1.19	81%	92.26	8%	77.19	-43%	83.14	84%	244.01
<TC5>	1.51	0%	-1.15	85%	93.18	11%	75.30	-49%	78.40	73%	242.84
<TC7>	1.55	4%	-1.37	63%	91.85	6%	78.23	-39%	82.31	82%	246.45
<TC9>	1.55	4%	-1.29	71%	92.52	8%	77.63	-41%	82.96	84%	246.17
温差	0.12		0.22		1.33		2.93		4.77		3.61
P.<TC2>	1.69	12%	-1.23	77%	89.49	-2%	69.48	-68%	77.08	70%	243.30
P.<TC3>	1.57	5%	-1.22	78%	89.23	-3%	69.76	-67%	76.88	70%	242.36

	P.W.L.	公分份	温区 1	温区 2	温区 3	温区 4	温区 5	温区 6	温区 7	温区 8	温区 9	温区 10	温区 11	温区 12
原本上温区	85%	70.0	130	155	200	175	175	180	200	245	270	270	210	190
原本下温区			130	155	200	175	175	180	200	245	270	270	210	190
预测上温区	81%	74.1	130	155	200	175	175	180	200	245	270	270	210	190
预测下温区			130	155	200	175	175	180	200	245	270	270	210	190